

# ESSENCE OF MOTION



**CRUZE**  
ROLLER MOTORISATION

MOTORISATION  
**MADE SIMPLE**





## Cruze motors offer smart window covering solutions that enhance everyday life, *simply with a touch of a button.*

Innovative concepts and smart appliances are designed to integrate seamlessly into homes, helping with daily routine and everyday scenarios. Motorised blinds conveniently revolutionise how we manage light and privacy.

When motorised roller blinds are connected with smart devices, they create a safe, comfortable and a more energy efficient environment.

### **Energy Saving**

Maximise heat retention or keep interiors cool - while home or away.

### **Safety**

Motorised blinds enhance child safety with the elimination of cords.

### **Smart Home**

Smart living with voice control options when paired with smart home controls.



ALL THE TIME. TOTAL CONTROL



# PRECISION ENGINEERING

Precise engineering is at the core of Cruze. Combining simplicity and functionality for smarter rooms in any home.

The battery powered motor is suitable for industry standard **32mm** or **40mm** roller tubes.

Operation of the blind is made simple with the

**Cruze 4 channel RTS remote.** A grouping option is available to control multiple blinds simultaneously.

**somfy** x **CRUZE**

Cruze in partnership with Somfy, reliability and quality assured.

## Integrate with the Somfy Connectivity kit for *absolute control*



32mm roller

### **CZ 32mm RTS**

Powers blinds up to **4m<sup>2</sup>**

- Integrated rechargeable battery

### **CZ 40mm RTS**

Powers blinds up to **8m<sup>2</sup>**

- Integrated rechargeable battery



40mm roller

## Why Cruze?



Low maintenance  
(recharge twice a year/  
4hour charging time)



Wire free for easy  
installation and  
programming



Quiet and smooth  
operation. Discreet  
motorised solution



Retro fit into  
existing 32mm or  
40mm roller blinds



# EFFORTLESS MOTION

Manufacture Cruze  
*motorised roller blinds*

4 channel remote,  
designed for  
effortless use

Somfy Connectivity  
Kit integrates the blind  
and can be controlled  
at home or remotely

40mm Cruze  
motor pack includes:  
- Crown  
- Drive  
- Claw plate





Control through the app for convenience

**32mm Cruze motor pack includes:**  
- Crown  
- Drive  
- Claw plate

Convenient control through *voice assistant* when connected with Somfy Connectivity Kit



**1.**  
32mm and 40mm motor packs are available.  
  
Both motor packs include crown, drive and claw plate  
  
*\* Idle ends and brackets to be ordered separately*

**2.**  
Choose from the Cruze 4 channel remote or Somfy Connectivity Kit to control the blinds.

**3.**  
Charger is available and is sold separately.



## complete *comfort* and *control*

Homes are becoming 'smarter' with the integration of smart devices, apps and innovative gadgets created for almost all elements of the home.

Smart home integration is simple with the Somfy Connectivity Kit.

Manage Cruze roller motors from your smart phone. The Somfy Connectivity Kit allows you to integrate control of your home's automated features.

### Centralised






The hub builds a connection to the users wifi router enabling control of Cruze motorised blind. Easily connect and control your

Cruze motors and lighting products from the TaHoma by Somfy app, individually or grouped together.

### Simple

The Connectivity Kit is easy to install and directly connects to your internet router.

When connected with smart home devices, set timers to control your blind whether you are at home or away.

Features	Details
Compatible Devices	     CRUZE
Requirements	Wi-Fi router with internet access
Technical Features	Power supply: 230V/5V DC - 1A Wireless connection: Wi-Fi 802.11 b/g/n 2.4 GHz
Pack Contents	Connectivity Kit USB cable
Dimensions	138 x 72 x 26 mm
Weight	75g
Warranty	5 years
Radio range	250m in free field: use guaranteed in most "Home installations" depending of the environment (point to point access)

TaHoma Connectivity kit works with various products including:



Garage Doors



Windows



Outlets



Lights



Switches





## somfy® x CRUZE

**Designed for your control and to simplify life, the hub integrates multiple connected products in the home and can be done remotely using the TaHoma by Somfy app. The app is made simple and intuitive by having four tabs on the home screen.**

### Home

Manage all products individually or grouped together. Recreate the rooms in your home or be inspired by the suggested. Group your products in each room and simply control them simultaneously.

### My scenes

Save time daily by personalising your scenes.

### My favourites

Find all your favourites in one place. Create a tailor-made menu by saving your favourite products, rooms or scenes in “My Favourites”.

### More

Manage general settings & your preferences.



Download the Tahoma app or scan the QR code on the hub



### Voice assistant

Integrate the Hub and App with your other smart home devices to “talk to your blinds”.

Simply use voice commands to “ask” your smart home device to raise or lower your blinds or set timers through selected smart home devices.



Create routines and schedule your blinds to open or close at the selected time.



Switch on lights, control heating or open and close blinds simply using your voice. Easy to programme and operate.

# CRUZE MOTOR SPECIFICATION

	CRUZE 32mm Motor	CRUZE 40mm Motor
Blind Type	32mm Roller	40mm Roller
Operation	Raise / Lower	Raise / Lower
Motor Length	469mm	572.5mm
Width (Fabric Dependent)	555mm- 2500mm	650mm-3000mm
Drop (Fabric Dependent)	200mm-2500mm	200mm-3000mm
Power Options	Integrated Battery	Integrated Battery
Voltage	12v	12v
Power Supply	12V 2600 mAh (integrated Li-ion Battery)	12V 2600 mAh (integrated Li-ion Battery)
Radio Frequency	433.42 MHz	433.42 MHz
Radio Protocol	RTS	RTS
Torque	0.55Nm	1.1Nm
Speed	28rpm	20rpm
Speed Regulation	10-28 by increment of 2rpm	10-28 by increment of 2rpm
Antenna	150mm	150mm
Range	20m Internal	20m Internal
Noise Level	Standard 56 dBA	Standard 56 dBA
Battery Life	Nominal 6-8 Months	Nominal 6-8 Months
Warranty	2 years	2 years
Control	4 Channel Remote	4 Channel Remote
Connectivity	One Directional	One Directional
Capacity Of Memory	8 Motors Per Channel	8 Motors Per Channel
App	Cruze X Somfy	Cruze X Somfy
Smart Home	TaHoma Connectivity Kit	TaHoma Connectivity Kit
Operating Systems	Coming Soon	Coming Soon

# CRUZE MOTOR FABRIC TABLE

32mm SIZE CHART

		width								
		0	555	650	1000	1500	2000	2500	3000	3500
drop	500		32	32	32	32	32	32		
	1000		32	32	32	32	32	32		
	1500		32	32	32	32	32	32		
	2000		32	32	32	32	32			
	2500		32	32	32	32				

40mm SIZE CHART

		width								
		0	555	650	1000	1500	2000	2500	3000	3500
drop	500			40	40	40	40	40	40	
	1000			40	40	40	40	40	40	
	1500			40	40	40	40	40	40	
	2000			40	40	40	40	40		
	2500			40	40	40	40	40		
	3000			40	40	40	40	40		

\*Width and drop are fabric dependent.