

Measuring Instructions: Aluminium Venetian Blinds For Edwardian (Square) Conservatories



Tips

Use a metal tape measure to ensure accurate measurements

3 Options For Fitting Aluminium Venetian Blinds On Edwardian Conservatories

The first thing to do is decide how you want to fit your blinds. Choose from option 1, 2 or 3. Review the summary next to each image for tips on which is best for your window.

Option 1: The most common method of installation

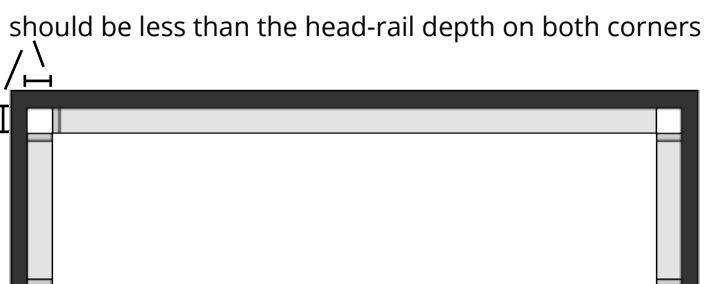
This method is designed to ensure that the two side blinds butt up against the front blind which is measured to fill the entire width of the front window.



Option 2: The most tricky method of installation

For the confident measurer, this gives a more professional fit as the blinds meet in the corner but is **dependent on a minimum frame size larger than the head-rail depth.**

Measure from the corner to the glass, if the frame is less than the head-rail depth then go for option 1 or



Option 3: Good if you have small side windows

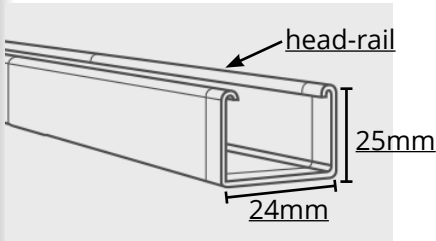
If the side windows are so small that once the bracket allowance is deducted they will be too small to be made.

This method does result in a gap between the blinds and the glass will be visible.

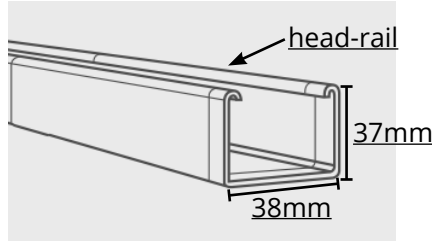


Headrail Dimensions

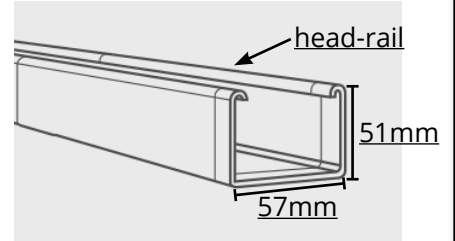
25mm Slat
Depth 24mm | Height 25mm



35mm Slat
Depth 38mm | Height 37mm



50mm Slat
Depth 57mm | Height 51mm



Step 1: Choose the slat size

When measuring for angled conservatories you need to allow for the head-rail and valance depth and window handles which affect the size of the blind when fitted.

There are 3 different slats sizes which will affect the sizes of the brackets and head-rail.

Once you have chosen the slat size you can use the illustration above to determine the allowance which will be referred to as **X** for the next step.

Head-rail Allowance:

25mm slat size: **X = 24mm**

35mm slat size: **X = 38mm**

50mm slat size: **X = 57mm**

Step 2

Find the handles allowance. If you have window handles, measure how far out they protrude. e.g. 5.5cm (55mm) in the image opposite. This will be referred to as **Y** for the next step.

example Y = 55mm

Step 2

Calculate total allowance.

Add (**Y**) to the allowance for the head-rail and valance depth (**X**) that you noted down from the previous page to get **Z**.

If there are no handles ignore this allowance.

Total allowance will be calculated using the following:

$$X + Y = Z$$



Option 1: The most common method of installation

1) Measure the full width of the front window. Order as **RECESS SIZE**

2) Measure the full width of each side window separately as they are often different and note the sizes down then deduct **X** from that size.

e.g. 25mm slat size : 55mm Handle allowance

Side window 870mm wide

Total allowance: $Z = X (24mm) + Y (55mm) = 79mm$

870mm - 79mm = 791mm wide

3) Order the two side blinds as **EXACT SIZE**.

Option 2: The most tricky method of installation

On both corners measure from the corner of the bay to the start of the glass, if either measurement is less than the depth of the head-rail then we recommend to not use this option and use option 1 or option 3.

1) Measure the full width of the front window and deduct **TWICE** the bracket & handle allowance **Z**.

e.g. 25mm slat size : 55mm Handle allowance

Front window 2000mm

Total allowance: $Z * 2 = X (24mm) + X (24mm) + Y (55mm) + Y (55mm) = 158mm$

2000mm - 158mm = 1872mm wide

2) Measure the full width of each side window separately as they are often different and note the sizes down then deduct **X** from that size.

e.g. 25mm slat size : 55mm Handle allowance

Side window 870mm wide

Total allowance: $Z = X (24mm) + Y (55mm) = 79mm$

870mm - 79mm = 791mm wide

3) Order the all 3 side blinds as **EXACT SIZE**.

Option 3: Good if you have very small side windows

1) Measure the full width of the front window and deduct **TWICE** the bracket & handle allowance **Z**.

e.g. 50mm slat size : 55mm Handle allowance

Front window 2000mm

Total allowance: $Z * 2 = X (24mm) + X (24mm) + Y (55mm) + Y (55mm) = 158mm$

2000mm - 158mm = 1872mm wide

2) Measure the full width of each side window separately as they are often different and note the sizes down, no deductions are made.

3) Order **ALL THREE** blinds as **EXACT SIZE**.

DROP

1) Measure the full drop of the window from where the brackets are mounted to the window sill.