

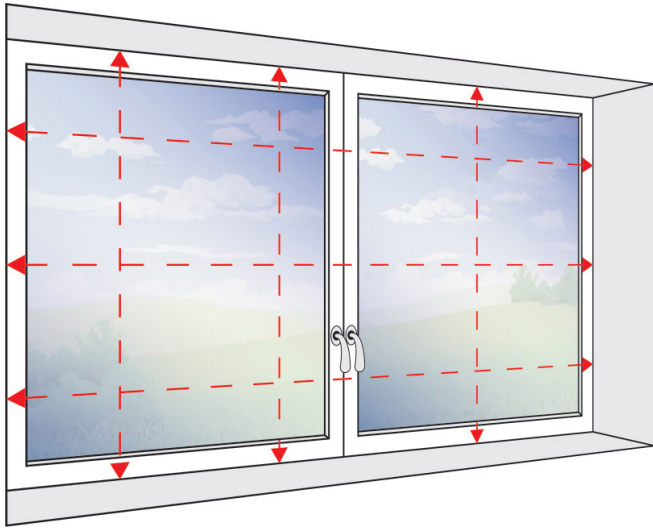
Aluminium Venetian Blinds Measuring Instructions

Recess

Measure the wall to wall width at 3 places and the drop from the top recess to the window sill. Note down the smallest of each of the 3 measurements.

Do not make any deductions, we will do this during manufacture. Approximately 10mm from the width to ensure a comfortable fit.

You can order in inches, cm or mm.

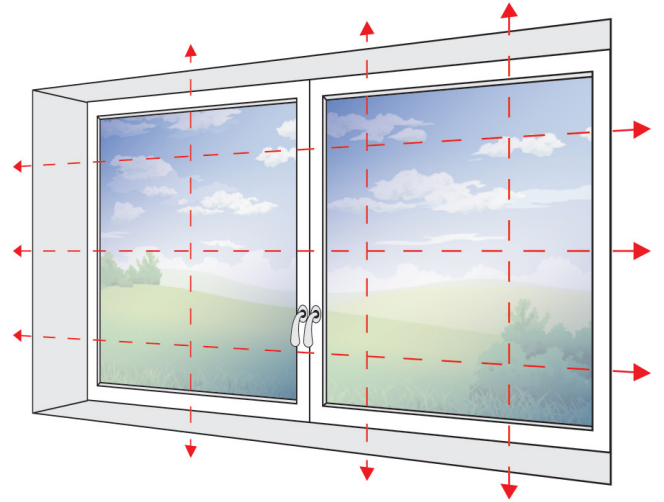


Exact

Measure the wall to wall width at 3 places and the drop from the top recess to the window sill. Add on 30cm to the width and drop to allow for sufficient overhang.

The blind will be made to these exact sizes from the top of the track to the bottom of the fabric.

You can order in inches, cm or mm.

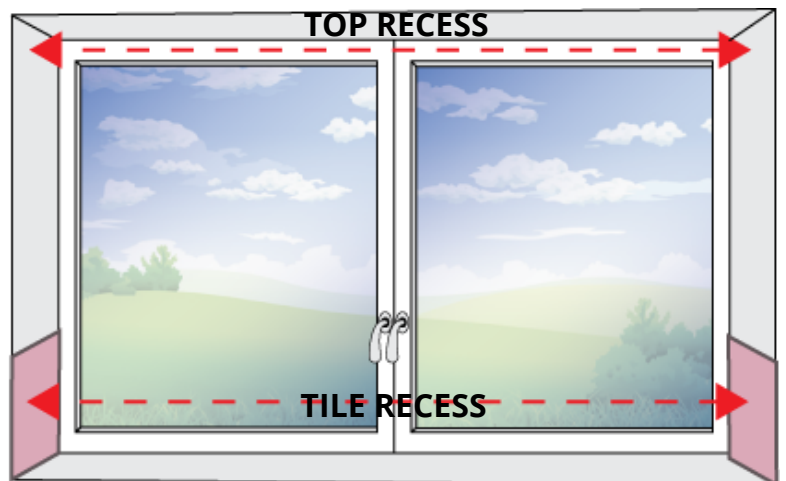


Part Tiled Recesses

Measure the full width at the top and middle of the recess then the width between the tiles.

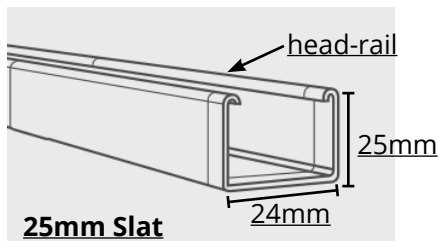
Use the smallest width and order as **recess size**.

For the drop measure from the top of the recess to the window sill.

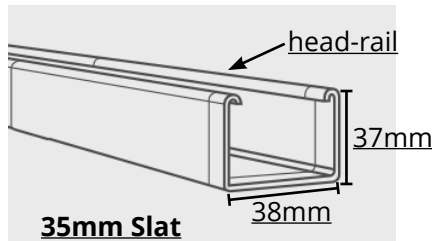


Head-rail Sizes

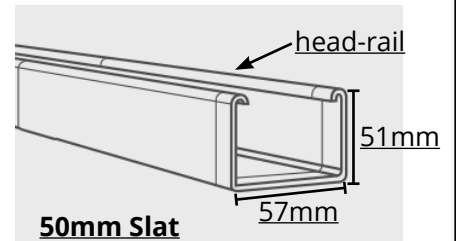
Use the guide below for the sizes of the head-rails to make sure there is sufficient room to fit them.



25mm Slat



35mm Slat



50mm Slat

*For **detailed measuring instructions** including how to measure for Bifolding Doors Patio & French Doors and Bay Windows click on the **Measuring & Fitting Guide tab** lower down the page.