

# Measuring Instructions: Electric Roller Blinds & Cordless Roller Blinds for Bifolding Doors

Our electric & cordless roller blinds for bifolding doors are designed to be fitted **inside the recess** of the door reveal. The blinds are not intended to be screwed into the doors themselves.

The blinds can only be installed on bifolding door recesses where the doors concertina outwards.

## Useful Information & Tips

Use a metal tape measure as cloth ones can be inaccurate.

The overall width of roller blinds including brackets is approximately 35mm wider than the fabric.

Make sure the recess is deep enough taking door handles into account allowing 53mm for the depth of the bracket.

Blinds are produced within an operating tolerance of +/-3mm

Bifolding doors come in various configurations.

You can decide how many blinds you require for the design of your doors from the typical configurations.

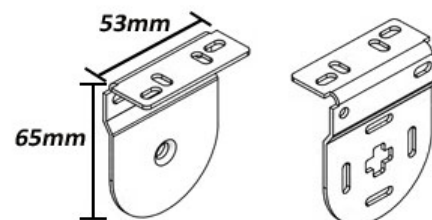
**3 doors = 3 blinds**

**4 doors = 2 blinds or 4 blinds**

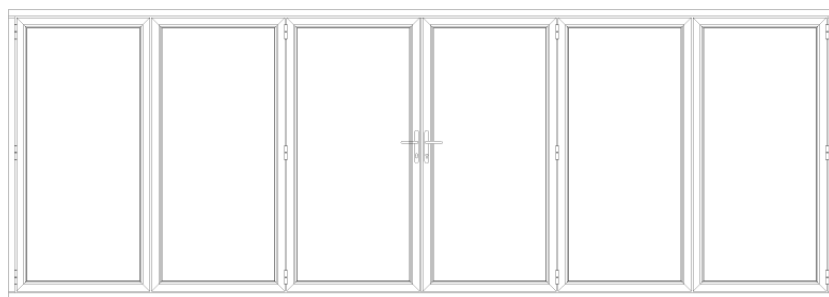


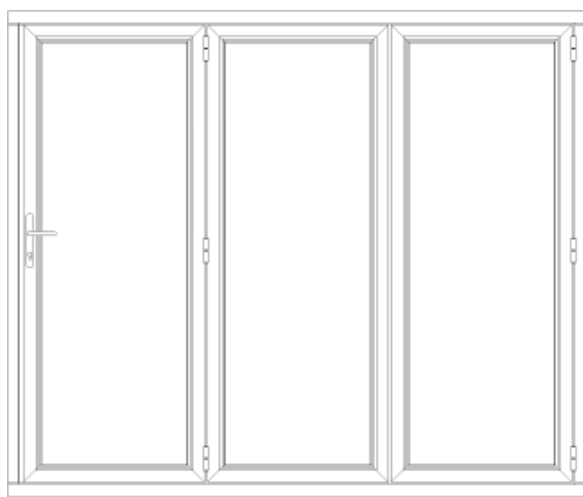
**5 doors = 2+2+1 blinds or 5 blinds**

**6 doors = 2+2+2 blinds**

## Bracket Dimensions



## How To Measure Video



Decide if you want:

a) Blinds of **equal size** to each other to cover the recess space

**or**

b) Blinds of **different sizes** to each other to cover the recess space.

### **a) Equal sized blinds**

#### **Width**

Measure the overall recess space from wall to wall then divide by the number of blinds you require then **subtract 5mm** from each blind size.

e.g. Overall recess 3500mm with 4 doors. 2 blinds required =  $3500/2 = 1750\text{mm} - 5\text{mm} = 1745\text{mm}$  each blind

#### **Drop**

Measure from the top inside recess where the brackets are fitted to the floor.

Order each blind as **bracket to bracket size**.

### **b) Different sized blinds**

#### **Width**

Use a pencil to place a small mark on the recess where each bracket will be fitted, then measure the size between each mark.

#### **Drop**

Measure from the top inside recess where the brackets are fitted to the floor, do not make any deductions.

Order each blind as **bracket to bracket size**.

Follow the same instructions for all door configurations.

